


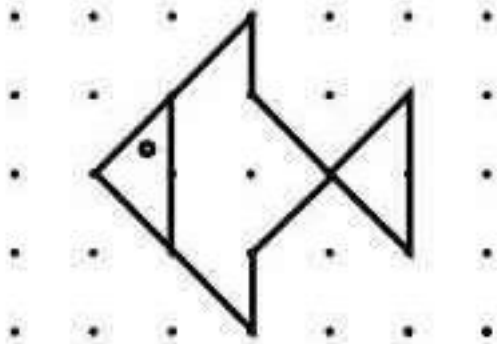

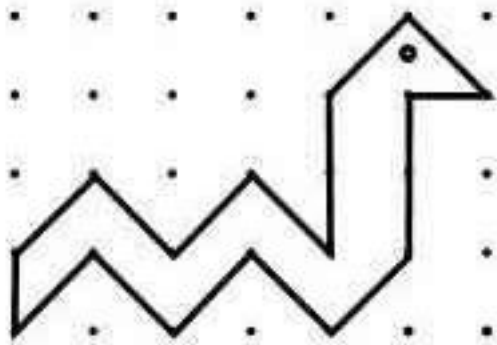

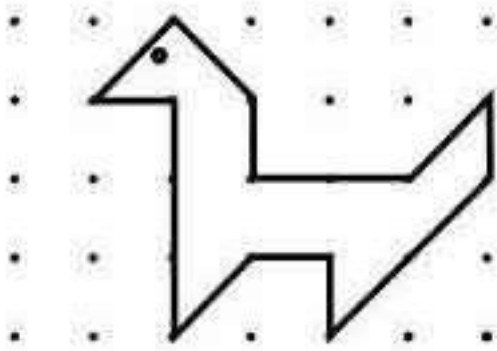
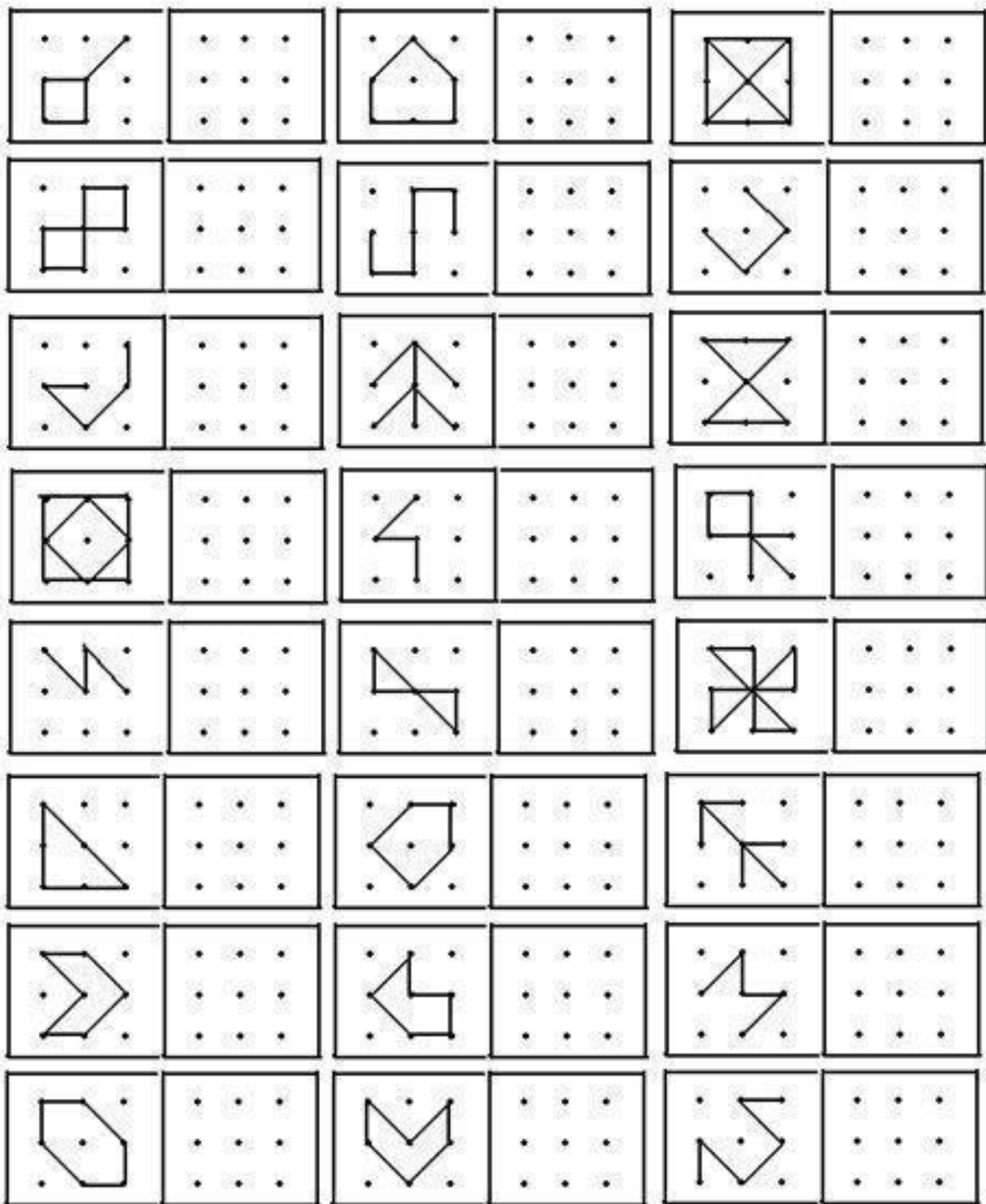



1. Narysuj odbicie lustrzane.





































































2. Odwzoruj rysunki.




3. Rysuj po śladzie.



4. Dorysuj tyle kropek na pustej kostce, by razem z drugą kostką utworzyły liczbę po lewej stronie prostokąta.

7  	9  	4  
10  	6  	7  
8  	3  	9  
10  	8  	6  
7  	9  	10  
6  	4  	5  
8  	7  	8  
9  	5  	10  
3  	8  	6  
9  	10  	9  
5  	8  	7  


5. Wskaż, która cyfra oznacza liczbę kropek na biedronce.




6	4	3
---	---	---




8	6	7
---	---	---




5	4	9
---	---	---



10	9	8
----	---	---



3	2	8
---	---	---




9	3	6
---	---	---



8	10	6
---	----	---



11	10	9
----	----	---



2	1	3
---	---	---

6. Uzupełnij ciąg cyfr.

